



Optolite Pro

Description

The **Optolite Pro**® is a professional product for outdoor surfaces. It was designed to replace standard floodlights and R7S bulbs;

As a unique feature, the **Optolite Pro**® is among the only floodlights of his category of power to be dimmable, which maximizes its savings;

It offers a complete solution, with a frame and an integrated lighting;

With an IP factor of 65, it is perfectly suited for both indoor and outdoor applications;

It is available in options remote IR, RF or PWM and / or interchangeable colors.



Advantages

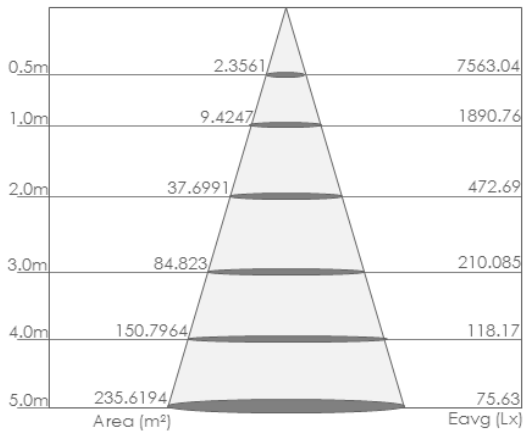
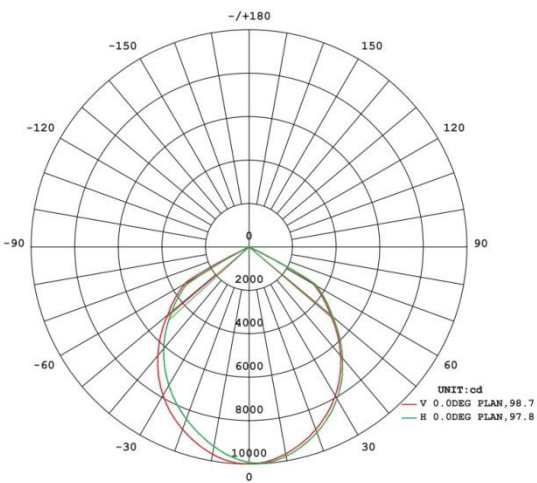
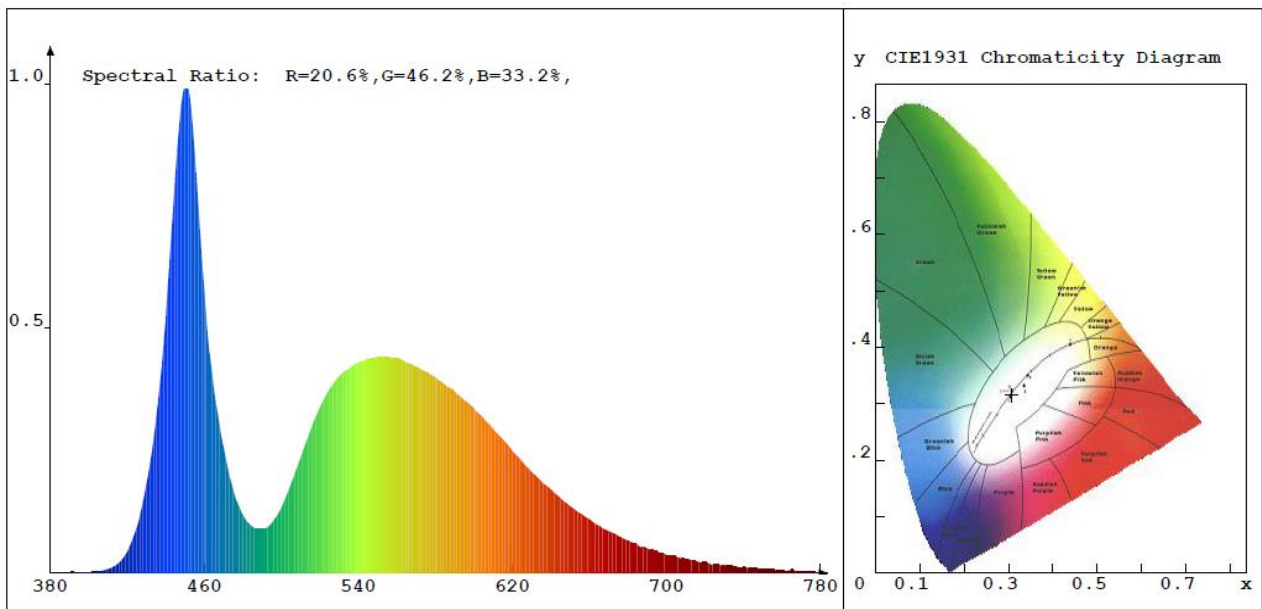
- Dimmable
- High brightness chips;
- Adapted to high risk area ;
- Resistant to shock and vibration ;
- No glare or Ultraviolet radiation;
- Ideal for standard traditional floodlights replacement.

Applications

- Large indoor area
- Gaz stations
- Industrial areas
- Outdoor areas



Technical specifications



Optolite Pro

Power	150W	210W	320W
Output (Lm)	15000Lm	21000Lm	32000Lm
Dimension (mm)	600x285x113	760x285x113	920x285x113
Beam Angle		120°	
CRI		>70	
IP Grade		IP65	
Temp Range		-30/+50°C	
Power Supply		85-265V AC 50/60Hz	
Colours (cc)	Warm White (2700-3300k); Daylight white (4500-5500k); Cool White (6000-6500k)		
Options	Dimmable		